



Map Skills

Lesson 2: Symbols and keys



1





What is a Symbol and a Key?

A **symbol** is a simple picture or letter that has a special meaning on a map.

A **key** is a list on a map that explains what symbols on the map mean.

Look at the examples on this map:

- Can you find each symbol under the 'Key' in the map?

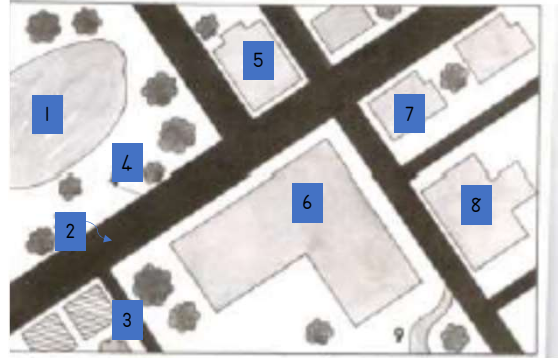
2



Activity 1

Alongside is a map of a small town which has houses, trees, a river, a road, shops, a school, a hospital, a church and a lake.

Although each item is numbered, it is very difficult to identify what each one is because there is no key to the map.



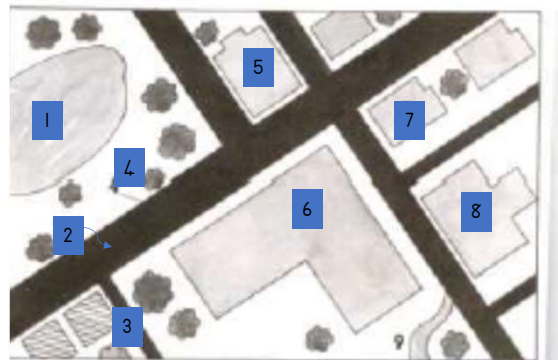
3



Activity 1

Now look at the "key" which uses symbols (simple pictures) to inform us what each item is and the plan is much easier to read.


Write down what each number on the map is by using the key below.



Pause the video here
Press play once you have
completed the activity.










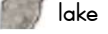

4





Activity 1: Answers


1 = lake 2 = road 3 = house
 4 = trees 5 = church 6 = school
 7 = shops 8 = hospital

Key

	house		school
	trees		hospital
	river		church
	road		lake
	shops		

5





Activity 2


Now we are going to combine **PLAN VIEW** with **SYMBOLS AND KEYS**.

Look at this picture of a farm.


- Can you draw this as a plan view (map)?
- You must think of symbols for the following items on your map: house, path, dam, windpump, tree, cow, road, bakkie
- Include a list of these symbols as a 'KEY' next to your map.

6




Activity 2: Example



Key

- house
- path
- dam
- windpump
- tree
- cow
- road
- bakkie



7