



Grade 3
English HL
Term 2 Week 9



Name:

Phonics




Your Phonics this week will be in your Phonics book.

Sound for this week:

Silent k

1. Read through the words on the list.
2. Look at each word on its own, say it aloud and tell yourself what the word means.
3. Use the words on the list to complete the sentences on the page in your Phonics book.
4. Ask a parent or an older sibling to check your sentences for you when you have read over them yourself.



Spelling



The Spelling list in your Cupcake File for this week will be:

Spelling List 15

1. Read through the words on the list.
2. Think about what each word means.
3. Look at each word on its own, say it aloud, cover it up and spell it out loud.
4. Use the words from List 15 to complete the sentences below.
5. Read over your sentences when you are finished.
6. Ask a parent to help you check your answers on the memo.

1. It is very important to _____ someone for a gift.
2. I got into trouble for _____ in assembly.
3. The steam train rode _____ the tunnel.
4. _____ tiaras belong to Princess Emerald.
5. Mrs Mani is the Xhosa _____ at Collegiate.
6. I _____ it would rain today, but I was wrong.
7. My friend and I sat _____ on the bench.
8. I bought all of _____ chocolates for you.
9. When we are writing a test, we may not _____.
10. My cousins from Australia said _____ were coming for Christmas.

Grammar




Your Grammar concept for this week will be:

Pronouns

1. Watch the YouTube clip about Pronouns.
Click on the link on the Collegiate Junior School website.
2. Complete the Pronouns pages in the booklet.
3. Read over your answers when you are finished writing them.
4. Ask a parent to look at the memo of the grammar revision pages online and check your answers together.

Pronouns



Pronouns

A. Rewrite the sentences using one of the following pronouns in place of the common noun or proper noun underlined in each sentence.

he she her them we his they it him

1. Thandi baked a cake. Thandi gave a piece to John.
.....
2. Thabo's mother gave Thabo a present.
.....
3. Mark played with Mark's car.
.....
4. Sandile and I play soccer. Sandile and I also play chess.
.....
5. Norman and Nomsa like painting. Norman and Nomsa also like dancing.
.....
6. Sheila made some biscuits and she ate half of the biscuits.
.....
7. Ravi polished his medal. The medal now shines brightly.
.....
8. Zinzi put on a dress and hat. Zinzi's dress is yellow.
.....
9. Joe likes eating hamburgers. Joe also enjoys eating hotdogs.
.....

B. Rewrite the sentences using the most suitable nouns provided in place of the pronoun underlined in each sentence.

The princess The principal The actor Uncle Jim

1. He is my father's brother.
2. She is Queen Mary's daughter.
3. She is in charge of the school.
4. He was funny in the play.

C. Complete the sentences with suitable pronouns according to the information in brackets.

1. "..... (Aruna) like reading stories," said Aruna.
2. "Will you help (Mary) with my homework?" asked Mary.
3. "Rashid, let's take (belongs to Dan and Rashid) boat to the dam," said Dan.
4. Lakshmi loves entertaining. (Lakshmi) is a perfect hostess.
5. "Maroka, please carry (Lindiwe's) parcels," said Lindiwe.
6. "..... (Sally) like being with Fred, because I find (Fred) very funny," said Sally.
7. The cup broke when I dropped (the cup) on the floor.
8. (the singers) are a group of singers from Cape Town.
9. The sweets were stuck together. I used a knife to break (the sweets) apart.
10. "What are (Mr Ndlovu) wearing to the party?" asked Mrs Ndlovu.

D. Complete the dialogue with suitable pronouns.

"Fikile, please may borrow pen?" asked Bongiwe.

"Sorry, Bongiwe, I can't lend pen because is the only one I have," said Fikile. "What is wrong with pen?"

"..... has run out of ink," replied Bongiwe.

"Maybe John will lend you pen because has finished his work," said Fikile.

E. List all the female and male pronouns that appear on these pages.

Female:

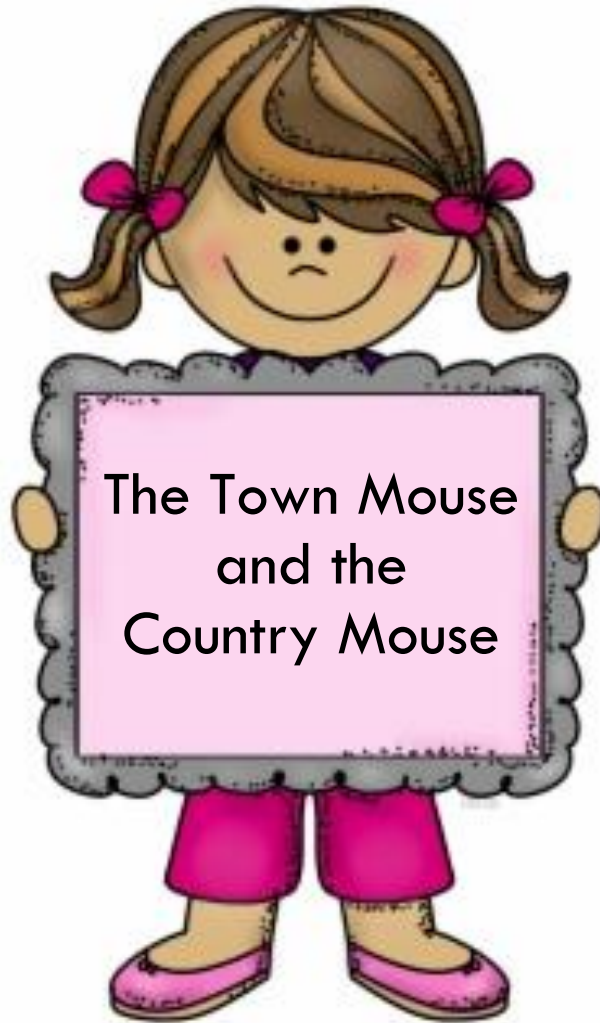
.....

Male:

.....

Comprehension


Your Comprehension for this week will be:



1. Read over the story very carefully.
2. Read through the questions.
3. Read through the story again, looking out for the important information.
4. Answer the questions in full sentences.
5. Don't forget about capital letters and full stops.
6. Don't start any answers with "because".
Rather say, "It is because..."
7. Read over your answers when you are finished.
8. Ask a parent or an older sibling to help you go through the memo for the comprehension and mark your work.

8. The Town Mouse and the Country Mouse

Once a Town Mouse went to visit his cousin, the Country Mouse. Country Mouse is not very rich, but he gives Town Mouse what he has. There are corn and beans, but Town Mouse does not like them very much, so he only eats a little bit. Country Mouse let Town Mouse sleep in his bed, but Town Mouse can't sleep in it. He says it's too lumpy, and the country is too dark and quiet. The next morning Town Mouse is still very tired. Country Mouse says, "Come, let's go for a walk in the fields and get some food." The grass is long and wet and soon Town Mouse is wet and grumpy. He doesn't like the country at all. "Oh!" cries Town Mouse "What is that?" "That's just a cow!" laughs Country Mouse. Town Mouse decides he doesn't like the country. He invites Country Mouse to come home with him. It's warm and dry and not so dark. There is lots to see. The mice leave the next morning and arrive at Town Mouse's house. "What a lot of noise! What a lot of people!" says Country Mouse. Suddenly there's a strange noise. "What's that?" screams Country Mouse. "It's only the clock!" laughs Town Mouse. There's a lot to eat, but Country Mouse thinks the food is strange. Town Mouse's bed is strange. There is a lot of noise and Country Mouse can't sleep. The next morning Town Mouse wants to take Country Mouse



out, but there's a cat and they can't go out. The cat leaves and they go out, but before Country Mouse can grab some cheese, Town Mouse pulls him back. "It's a mousetrap!" he shouts. Country Mouse wants to go home. It's safe in the country. It's nice and quiet and there's plenty to eat. So he says goodbye to his cousin and goes home.

Moral of the story: *To be poor and safe is better than to be rich and live in fear.*

1. What did Country Mouse give Town Mouse to eat?

2. Did he like it? Why do you think so?

3. What do you think Town Mouse gave Country Mouse to eat?

4. Did Town Mouse sleep well in the country? Why?

5. What scared Town Mouse in the country? Why was it funny to Country Mouse?

6. What did Country Mouse think of the city?

7. What gave Country Mouse a fright in the city?

8. Did Country Mouse sleep well in the city? Why?


9. Why should Country Mouse not touch the cheese he saw?

10. Would you prefer to stay in the country or in the city? Why?


Handwriting



This week we will start revising the cursive letters we have learnt and practising writing them in words. The revision letters for this week are:



1. Refer to the screenshots of the Handwriting pages on the Collegiate Junior School website, as well as the handwriting video clips.
2. There are three pages for this week.
3. Copy the work onto a lined A4 page like this:



do a row of aa with finger spaces in between

do a row of Aa with finger spaces in between

do a row of Amy with finger spaces in between

do a row of Amy and with finger spaces in between

do a row of Amy and Alexa went to with finger spaces in between

copy down the sentence once

do the aaa pattern in colour at the bottom

4. Remember to:

- ❖ Keep your pencil sharp.
- ❖ Fix mistakes with your eraser.
- ❖ Make sure you touch the lines at the top and the bottom of every letter.
- ❖ Write your name at the top of the page.

Reading



1. There are 2 short stories for you to read in the “Stories To Read” folder on the Collegiate website. You can add these to your June reading log when you have read them.

This week’s stories are:



2. Keep a log (list) of all the books you read during the month of June. The list looks like this and was in Week 7’s English work booklet:

June	
My Reading Log	
1.	_____
2.	_____
3.	_____
4.	_____
5.	_____
6.	_____
7.	_____
8.	_____
9.	_____
10.	_____

Keep Reading,
Girls!

An illustration of a stack of books with an apple in front of them.

Artwork Copyright © Original Country Clipart by Lisa www.countryclipart.com