


	<p style="text-align: center;">Instructions: NS PREP</p>	
	<p style="text-align: center;">Week 12 : 6-10 July</p> <p style="text-align: center;">Time to relax, watch a video, recap & view fun activities</p>	<p style="text-align: center;"><u>Resources</u></p>
<p style="text-align: center;">Tuesday and / Wednesday</p>	<p><u>REVISION LESSON</u></p> <p><u>Natural & Processed materials</u></p> <p>ONLY VIEWING AND ORALLY GOING THROUGH SUMMARY AND QUESTIONS AT END.</p> <p>No writing required.</p>	<p>(VIEW ONLY FROM 5.25 MINS to the end.)</p> <p>worksheetcloud.com/live/grade-5-online-classroom/</p> <p>Grade 5 Online Classroom-WorksheetCloud (Free online lessons) Scroll down to (30 April)</p>
<p style="text-align: center;">Thursday OR Friday</p>	<p><u>OPTIONAL ACTIVITIES:</u></p> <p>NOT COMPULSORY TO DO- CAN JUST VIEW FOR FUN.</p> <ol style="list-style-type: none"> 1. Weave On a Mini Loom # MetKids 2. Hand embroidery amazing trick#easy woollen flower 	<div style="text-align: center;">  Weave on a Mini Loom #MetKids.mp4 </div> <div style="text-align: center; margin-top: 20px;">  hand embroidery amazing trick#easy w </div>